

**KUDAKURATHU ISLAND RESORT PRIVATE LIMITED**

**AUDITORS REPORT AND SPECIAL PURPOSE  
FINANCIAL STATEMENTS**

**AS AT 31<sup>st</sup> MARCH 2025**

DN/TDH/MS

## **Independent Auditor's Report To the Shareholders of Kudakurathu Island Resort Private Limited**

### **Report on the Audit of the Special Purpose Financial Statements**

#### **Opinion**

We have audited the Special Purpose financial statements of Kudakurathu Island Resort Private Limited ("the Company"), which comprise the statement of financial position as at 31 March 2025 and the statement of comprehensive income, statement of changes in equity and statement of cash flows for year then ended, and notes to the financial statements, including a material accounting policy information.

In our opinion, the accompanying special purpose financial statements give a true and fair view of the financial position of the Company as at 31 March 2025 and its financial performance and its cash flows for the year then ended in accordance with IFRS Accounting Standards.

#### **Basis for opinion**

We conducted our audit in accordance with International Standards on Auditing (ISAs). Our responsibilities under those standards are further described in the Auditor's responsibilities for the Audit of the Special Purpose Financial Statements section of our report. We are independent of the Company in accordance with the International Ethics Standards Board for Accountants' International Code of Ethics for Professional Accountants (including International Independence Standards) (IESBA Code), and we have fulfilled our other ethical responsibilities in accordance with the IESBA Code. We believe that the audit evidence we have obtained is sufficient and appropriate to provide a basis for our opinion.

#### **Responsibilities of management and those charged with governance for the Special Purpose Financial Statements**

Management is responsible for the preparation of the special purpose financial statements that give a true and fair view in accordance with IFRS Accounting Standards, and for such internal control as management determines is necessary to enable the preparation of special purpose financial statements that are free from material misstatement, whether due to fraud or error.

In preparing the special purpose financial statements, management is responsible for assessing the Company's ability to continue as a going concern, disclosing, as applicable, matters related to going concern and using the going concern basis of accounting unless management either intends to liquidate the Company or to cease operations, or has no realistic alternative but to do so.

Those charged with governance are responsible for overseeing the Company's financial reporting process.

#### **Auditor's responsibilities for the audit of the Special Purpose Financial Statements**

Our objectives are to obtain reasonable assurance about whether the special purpose financial statements as a whole are free from material misstatement, whether due to fraud or error, and to issue an auditor's report that includes our opinion. Reasonable assurance is a high level of assurance but is not a guarantee that an audit conducted in accordance with ISAs will always detect a material misstatement when it exists. Misstatements can arise from fraud or error and are considered material if, individually or in the aggregate, they could reasonably be expected to influence the economic decisions of users taken on the basis of Special Purpose these financial statements.

## Auditor's responsibilities for the audit of the Special Purpose Financial Statements (Continued)

As part of an audit in accordance with ISAs, we exercise professional judgment and maintain professional scepticism throughout the audit. We also:

- Identify and assess the risks of material misstatement of the special purpose financial statements, whether due to fraud or error, design and perform audit procedures responsive to those risks, and obtain audit evidence that is sufficient and appropriate to provide a basis for our opinion. The risk of not detecting a material misstatement resulting from fraud is higher than for one resulting from error, as fraud may involve collusion, forgery, intentional omissions, misrepresentations, or the override of internal control.
- Obtain an understanding of internal control relevant to the audit in order to design audit procedures that are appropriate in the circumstances, but not for the purpose of expressing an opinion on the effectiveness of the Company's internal control.
- Evaluate the appropriateness of accounting policies used and the reasonableness of accounting estimates and related disclosures made by management.
- Conclude on the appropriateness of management's use of the going concern basis of accounting and, based on the audit evidence obtained, whether a material uncertainty exists related to events or conditions that may cast significant doubt on the Company's ability to continue as a going concern. If we conclude that a material uncertainty exists, we are required to draw attention in our auditor's report to the related disclosures in the special purpose financial statements or, if such disclosures are inadequate, to modify our opinion. Our conclusions are based on the audit evidence obtained up to the date of our auditor's report. However, future events or conditions may cause the Company to cease to continue as a going concern.
- Evaluate the overall presentation, structure and content of the special purpose financial statements, including the disclosures, and whether the special purpose financial statements represent the underlying transactions and events in a manner that achieves fair presentation.

We communicate with those charged with governance regarding, among other matters, the planned scope and timing of the audit and significant audit findings, including any significant deficiencies in internal control that we identify during our audit.



For and on behalf of Ernst & Young  
Partner: Dhunya Nizar  
Licensed Auditor: ICAM-IL-Z73

12 May 2025  
Male'

Kudakurathu Island Resort Pvt Ltd

Statement of comprehensive income for the year ended 31 March 2025

(All amounts are in USD millions, unless otherwise stated)

	Notes	March 31, 2025	March 31, 2024
<b>Income</b>			
Revenue from operations	19	14.32	6.39
Other income	20	0.37	0.12
<b>Total income (I)</b>		<b>14.69</b>	<b>6.51</b>
<b>Expenses</b>			
Cost of materials consumed	21	1.85	1.20
Employee benefits expense	21A	3.57	3.89
Other expenses	21B	7.46	10.68
Depreciation and amortisation expense	22	6.72	4.14
<b>Total expenses (II)</b>		<b>19.60</b>	<b>19.92</b>
<b>Loss before finance costs and tax (I-II)</b>		<b>(4.91)</b>	<b>(13.40)</b>
Finance costs	23	4.74	3.15
<b>Net loss before tax</b>		<b>(9.65)</b>	<b>(16.55)</b>
<b>Tax expenses:</b>			
Current tax	24	-	-
Deferred tax	24	-	-
<b>Total tax expenses</b>		<b>-</b>	<b>-</b>
<b>Net loss for the year</b>		<b>(9.65)</b>	<b>(16.55)</b>
Other comprehensive income		-	-
<b>Total comprehensive loss for the year, net of tax</b>		<b>(9.65)</b>	<b>(16.55)</b>

The accompanying notes are an integral part of the special purpose financial statements.





Kudakurathu Island Resort Pvt Ltd

Statement of financial position as at 31 March 2025

(All amounts are in USD millions, unless otherwise stated)

	Notes	March 31, 2025	March 31, 2024
<b>ASSETS</b>			
<b>Non-current assets</b>			
Property, plant and equipment	6	90.11	92.92
Right of use assets	7	13.97	14.36
Capital work-in-progress	6	1.30	0.82
Other non-current assets	8	1.87	1.02
		<b>107.25</b>	<b>109.12</b>
<b>Current assets</b>			
Inventories	9	0.85	0.55
<b>Financial assets</b>			
Trade receivables	10	0.87	0.20
Cash and cash equivalents	11	8.26	2.74
Other current assets	8	3.25	8.09
		<b>13.23</b>	<b>11.58</b>
<b>TOTAL</b>		<b>120.48</b>	<b>120.70</b>
<b>EQUITY AND LIABILITIES</b>			
<b>Equity</b>			
Equity share capital	12	58.18	37.93
Other equity	13	4.35	26.75
		<b>62.53</b>	<b>64.68</b>
<b>Non-current liabilities</b>			
<b>Financial liabilities</b>			
Borrowings	14	34.43	32.96
Lease liability	15	11.86	12.21
		<b>46.29</b>	<b>45.17</b>
<b>Current liabilities</b>			
<b>Financial liabilities</b>			
Borrowings	14	1.97	-
Lease liability	15	1.71	1.55
Trade payables	16	4.04	2.16
Other financial liabilities	17	1.85	6.62
Other current liabilities	18	2.09	0.53
		<b>11.66</b>	<b>10.85</b>
<b>Total liabilities</b>		<b>57.95</b>	<b>56.02</b>
<b>TOTAL</b>		<b>120.48</b>	<b>120.70</b>

The board of directors is responsible for these financial statements.

Signed for and on behalf of the board by,

Name of the director

**PRATEEK CHORDIA**

Signature

*[Handwritten Signature]*

**MOHAMED HUSSAIN FULHU**

*[Handwritten Signature]*

12 May 2025  
India



The accompanying notes are an integral part of the financial statements.

Kudakurathu Island Resort Pvt Ltd

Statement of changes in equity for the year ended year ended 31 March 2025

(All amounts are in USD millions, unless otherwise stated)

A. Equity share capital

Particulars	In USD		in No	
	March 31, 2025	March 31, 2024	March 31, 2025	March 31, 2024
<b>At the beginning of the year</b>	<b>37.93</b>	<b>37.93</b>	<b>37.93</b>	<b>37.93</b>
Balance at the beginning of the current reporting period	37.93	37.93	37.93	37.93
Changes in equity share capital during the year	20.25	-	20.25	-
<b>At the end of the year</b>	<b>58.18</b>	<b>37.93</b>	<b>58.18</b>	<b>37.93</b>

B. Other equity

	Reserves and surplus			Compulsarily convertible debentures classified as equity	Equity component of optionally convertible debentures	Total
	Share premium	Advance towards share capital	Retained earnings			
<b>Balance as at April 01, 2023</b>	<b>21.07</b>	<b>15.00</b>	<b>(1.77)</b>	-	-	<b>34.30</b>
Advance towards share capital	-	9.00	-	-	-	9.00
Loss for the year	-	-	(16.55)	-	-	(16.55)
<b>Total comprehensive income for the period ended March 31, 2024</b>	<b>-</b>	<b>-</b>	<b>(18.32)</b>	<b>-</b>	<b>-</b>	<b>(16.55)</b>
<b>Balance as at March 31, 2024</b>	<b>21.07</b>	<b>24.00</b>	<b>(18.32)</b>	<b>-</b>	<b>-</b>	<b>26.75</b>
Advance towards share capital	-	(24.00)	-	-	-	(24.00)
Share premium	11.25	-	-	-	-	11.25
Loss for the year	-	-	(9.65)	-	-	(9.65)
<b>Total comprehensive income for the period ended March 31, 2025</b>	<b>-</b>	<b>-</b>	<b>(9.65)</b>	<b>-</b>	<b>-</b>	<b>(9.65)</b>
<b>Balance as at March 31, 2025</b>	<b>32.32</b>	<b>-</b>	<b>(27.97)</b>	<b>-</b>	<b>-</b>	<b>4.35</b>

The accompanying notes are an integral part of the special purpose financial statements.

EY

Ernst & Young

Chartered Accountants  
Male, Maldives

Reg. No. 192/95

Kudakurathu Island Resort Pvt Ltd  
**Statement of cash flow for the year ended 31 March 2025**  
(All amounts are in USD millions, unless otherwise stated)

	March 31, 2025	March 31, 2024
<b>A. Cash flows from operating activities</b>		
Loss before tax	(9.65)	(16.55)
Adjustments for:		
Depreciation of property, plant and equipment	6.33	3.95
Depreciation of right of use assets	0.39	0.19
Provision for doubtful debts on trade receivables	0.06	-
Finance costs	4.74	3.15
Interest income	-	(0.04)
<b>Operating profit before working capital changes</b>	<b>1.87</b>	<b>(9.30)</b>
Movements in working capital :		
Increase in inventories	(0.30)	(0.55)
Increase in trade receivables	(0.73)	(0.20)
Increase in trade payables	1.88	2.16
Increase/(decrease) in other current liabilities	1.56	(0.45)
<b>Cash generated / (used) from operations</b>	<b>4.28</b>	<b>(8.34)</b>
Direct taxes paid (net of refunds)	-	-
<b>Net cash flow generated / (used) in operating activities (A)</b>	<b>4.28</b>	<b>(8.34)</b>
<b>B. Cash flows from investing activities</b>		
Payments towards purchase of property and capital work in progress	(3.99)	(23.92)
Interest received	-	0.04
Decrease in other current assets	4.84	4.62
(Decrease)/increase in other financial liabilities	(4.77)	3.87
<b>Net cash flow used in investing activities (B)</b>	<b>(4.77)</b>	<b>(15.39)</b>
<b>C. Cash flows from financing activities</b>		
Repayment of long-term borrowings	(27.25)	-
New loan obtained	36.60	8.50
Advance for share issuance	-	9.00
Lease payment (note 15)	(1.88)	(1.05)
Interest paid	(1.46)	(1.24)
<b>Net cash flow generated from financing activities (C)</b>	<b>6.01</b>	<b>15.21</b>
<b>Net increase / (decrease) in cash and cash equivalents (A + B + C)</b>	<b>5.52</b>	<b>(8.52)</b>
Cash and cash equivalents at the beginning of the year	2.74	11.26
<b>Cash and cash equivalents at the end of the year</b>	<b>8.26</b>	<b>2.74</b>
<b>Cash and cash equivalents include</b>		
Balances with banks	8.23	2.73
Cash on hand	0.03	0.01
<b>Total cash and cash equivalents (refer note 11)</b>	<b>8.26</b>	<b>2.74</b>

The accompanying notes are an integral part of the special purpose financial statements.



**KUDAKURATHU ISLAND RESORT PRIVATE LIMITED  
(INCORPORATED IN THE REPUBLIC OF MALDIVES)  
NOTES TO THE SPECIAL PURPOSE FINANCIAL STATEMENTS  
YEAR ENDED 31 MARCH 2025**

**1 CORPORATE INFORMATION**

**1.1 Reporting entity**

Kudakurathu Island Resort Private Limited (the "Company") (Registration No.C06152018) is a private limited liability company incorporated and domiciled in the Republic of Maldives since 17 July 2018. The registered office of the Company is situated at Ma. Dawn Shine, Zamaanee Goalhi, K Male', Republoic of Maldives.

**1.2 Principal activities and nature of operations**

The Company is engaged in owning and operating the "Raaya by Atmosphere" which provides accommodation facilities, food, and beverages to the tourists and other facilities and recreational activities.

**1.3 Date of authorisation for issue**

The special purpose financial statements of the Company as at 31 March 2025 were authorised for issue in accordance with a resolution of the Board of Directors on 12 May 2025.

**1.4 Parent Enterprise and Ultimate**

The Company's immediate parent and ultimate parent undertaking is Ventive Hospitality Limited, an entity incorporated and domiciled in India and listed in Indian stock exchange.

**2 BASIS OF PREPARATION**

**2.1 Special Purpose financial statements**

These special purpose financial statements as at 31 March 2025 have been prepared solely for the purpose of providing financial information on reporting dates that are aligned with Ventive Hospitality Limited to be used in the preparation of the Consolidated Financial Statements by the holding company.

As such, these special purpose financial statements as at 31 March 2025 of the Company are prepared in addition to the statutory financial statements as at and for the year ended 31 March, and therefore should not be used for any other purpose except as described above.

**2.2 Statement of compliance**

The statements of financial position, statements of comprehensive income, statements of cash flows and statements of changes in equity, together with accounting policies and notes form the special purpose financial statements ("financial statements") of the Company. The recognition and measurement of assets, liabilities, equity, income and expenses of these financial statements are in accordance with the requirements of IFRS Accounting Standards.

**2.3 Basis of measurement**

These financial statements have been prepared on a historical cost basis and presented in United States dollars ("USD"). All values are rounded to the nearest millions, except when otherwise indicated.





**KUDAKURATHU ISLAND RESORT PRIVATE LIMITED  
(INCORPORATED IN THE REPUBLIC OF MALDIVES)  
NOTES TO THE SPECIAL PURPOSE FINANCIAL STATEMENTS  
YEAR ENDED 31 MARCH 2025**

**4 MATERIAL ACCOUNTING POLICY INFORMATION**

The following are the significant accounting policies applied by the Company in preparing its financial statements:

**4.1 Foreign currency translation**

The financial statements are presented in USD, which is the Company's functional and presentation currency.

Transactions in foreign currencies are initially recorded by the Company at their respective functional currency spot rate at the date the transaction first qualifies for recognition. Monetary assets and liabilities denominated in foreign currencies are retranslated at the functional currency spot rate of exchange ruling at the reporting date.

Differences arising on settlement or translation of monetary items are recognised in the statement of comprehensive income. Non-monetary items that are measured in terms of historical cost in a foreign currency are translated using the exchange rates as at the dates of the initial transactions.

Non-monetary items measured at fair value in a foreign currency are translated using the exchange rates at the date when the fair value is determined.

The gain or loss arising on translation of non-monetary measured at fair value is treated in line with the recognition of gain or loss on change in fair value in the item.

**4.2 Revenue recognition**

The Company owns and operates "Raaya by Atmosphere" undertake all resort related activities such as room service, food and beverages, spa service and water sports and related activities. Revenue from contracts with customers is recognised when control of the goods or services are transferred to the customer at an amount that reflects the consideration to which the Company expects to be entitled in exchange for those goods or services.

**Room service**

The performance obligation is satisfied over-time and the payment is generally due upon check out.

**Foods and beverages**

The performance obligation is satisfied upon delivery of the foods and beverages and the payment is generally due upon check out.

**Other services**

The performance obligation is satisfied upon delivery of the other services and the payment is generally due upon check out.


**Others**

Other income is recognised on an accrual basis.

**Contract balances**

**Contract assets**

A contract asset is the right to consideration in exchange for goods or services transferred to the customer. If the Company performs by transferring goods or services to a customer before the customer pays consideration or before payment is due, a contract asset is recognised for the earned consideration that is conditional.



**KUDAKURATHU ISLAND RESORT PRIVATE LIMITED  
(INCORPORATED IN THE REPUBLIC OF MALDIVES)  
NOTES TO THE SPECIAL PURPOSE FINANCIAL STATEMENTS  
YEAR ENDED 31 MARCH 2025**

**4 MATERIAL ACCOUNTING POLICY INFORMATION (CONTINUED)**

**Trade receivables**

A receivable represents the Company's right to an amount of consideration that is unconditional (i.e., only the passage of time is required before payment of the consideration is due). Refer to accounting policies of Financial instruments – initial recognition and subsequent measurement.

**Contract liabilities**

A contract liability is the obligation to transfer goods or services to a customer for which the Company has received consideration (or an amount of consideration is due) from the customer. If a customer pays consideration before the Company transfers goods or services to the customer, a contract liability is recognised when the payment is made or the payment is due (whichever is earlier). Contract liabilities are recognised as revenue when the Company performs under the contract.

**4.3 Expenditure recognition**

Expenses are recognised in the statement of comprehensive income on the basis of direct association between the cost incurred and the earning of specific items of income. All expenditure incurred in the running of the business and in maintaining the property, plant and equipment in a state of efficiency has been charged to statement of comprehensive income in arriving at the profit for the period.

**4.4 Taxes**

**Current tax**

Current tax assets and liabilities for the current period are measured at the amount expected to be recovered from or paid to the taxation authorities. The tax rates and tax laws used to compute the amount are those that are enacted or substantively enacted, at the end of the reporting period. Current tax relating to items recognised directly in equity is recognised in equity and not in the statement of comprehensive income. Management periodically evaluates positions taken in the tax returns with respect to situations in which applicable tax regulations are subject to interpretation and establishes provisions where appropriate.

**Deferred tax**

Deferred tax is provided using the liability method on temporary differences between the tax bases of assets and liabilities and their carrying amounts for financial reporting purposes at the end of the reporting period. Deferred tax liabilities are recognised for all taxable temporary differences, except:

- When the deferred tax liability arises from the initial recognition of goodwill or an asset or liability in a transaction that is not a business combination and, at the time of the transaction, affects neither the accounting profit nor taxable profit or loss.
- In respect of taxable temporary differences associated with investments in subsidiaries, associates and interests in joint ventures, when the timing of the reversal of the temporary differences can be controlled and it is probable that the temporary differences will not reverse in the foreseeable future. Deferred tax assets are recognised for all deductible temporary differences, the carry forward of unused tax credits and any unused tax losses. Deferred tax assets are recognised to the extent that it is probable that taxable profit will be available against which the deductible temporary differences, and the carry forward of unused tax credits and unused tax losses can be utilised, except:





**KUDAKURATHU ISLAND RESORT PRIVATE LIMITED  
(INCORPORATED IN THE REPUBLIC OF MALDIVES)  
NOTES TO THE SPECIAL PURPOSE FINANCIAL STATEMENTS  
YEAR ENDED 31 MARCH 2025**

**4 MATERIAL ACCOUNTING POLICY INFORMATION(CONTINUED)**

**4.4 Taxes (Continued)**

**Deferred tax (Continued)**

- When the deferred tax asset relating to the deductible temporary difference arises from the initial recognition of an asset or liability in a transaction that is not a business combination and, at the time of the transaction, affects neither the accounting profit nor taxable profit or loss.
- In respect of deductible temporary differences associated with investments in subsidiaries, associates and interests in joint ventures, deferred tax assets are recognised only to the extent that it is probable that the temporary differences will reverse in the foreseeable future and taxable profit will be available against which the temporary differences can be utilised

The carrying amount of deferred tax assets is reviewed at end of each reporting period and reduced to the extent that it is no longer probable that sufficient taxable profit will be available to allow all or part of the deferred tax asset to be utilised. Unrecognised deferred tax assets are reassessed at end of each reporting period and are recognised to the extent that it has become probable that future taxable profits will allow the deferred tax asset to be recovered.

Deferred tax assets and liabilities are measured at the tax rates that are expected to apply in the year when the asset is realised or the liability is settled, based on tax rates (and tax laws) that have been enacted or substantively enacted at the end of the reporting period.

Deferred tax relating to items recognised outside statement of comprehensive income is recognised outside statement of comprehensive income. Deferred tax items are recognised in correlation to the underlying transaction either in other comprehensive income or directly in equity.

Deferred tax assets and deferred tax liabilities are offset if a legally enforceable right exists to set off current tax assets against current income tax liabilities and the deferred taxes relate to the same taxable entity and the same taxation authority.

Tax benefits acquired as part of a business combination, but not satisfying the criteria for separate recognition at that date, would be recognised subsequently if new information about facts and circumstances changed. The adjustment would either be treated as a reduction to goodwill (as long as it does not exceed goodwill) if it was incurred during the measurement period or in statement of comprehensive income.

**Sales tax**

Revenues, expenses and assets are recognised net of the amount of sales tax, except:

- When the sales tax incurred on a purchase of assets or services is not recoverable from the taxation authority, in which case, the sales tax is recognised as part of the cost of acquisition of the asset or as part of the expense item, as applicable
- Receivables and payables that are stated with the amount of sales tax included

The net amount of sales tax recoverable from, or payable to, the taxation authority is included as part of receivables or payables in the statement of financial position.

**KUDAKURATHU ISLAND RESORT PRIVATE LIMITED  
(INCORPORATED IN THE REPUBLIC OF MALDIVES)  
NOTES TO THE SPECIAL PURPOSE FINANCIAL STATEMENTS  
YEAR ENDED 31 MARCH 2025**

**4 MATERIAL ACCOUNTING POLICY INFORMATION (CONTINUED)**

**4.5 Leases**

The Company assesses at contract inception whether a contract is, or contains, a lease. That is, if the contract conveys the right to control the use of an identified asset for a period of time in exchange for consideration.

**The Company as a lessee**

The Company applies a single recognition and measurement approach for all leases, except for short-term leases and leases of low-value assets. The Company recognises lease liabilities to make lease payments and right-of-use assets representing the right to use the underlying assets.

**Right-of-use assets**

The Company recognises right-of-use assets at the commencement date of the lease (i.e., the date the underlying asset is available for use). Right-of-use assets are measured at cost, less any accumulated depreciation and impairment losses, and adjusted for any remeasurement of lease liabilities. The cost of right-of-use assets includes the amount of lease liabilities recognised, initial direct costs incurred, and lease payments made at or before the commencement date less any lease incentives received. Right-of-use assets are depreciated on a straight-line basis over the shorter of the lease term and the estimated useful lives of the assets, as follows:

Lease right of Kudakurathu in Raa Atoll from 50 years from 01 June 2011

The right-of-use assets are subject to impairment. Refer to accounting policies on impairment on non-financial assets in this note.

**Lease liabilities**

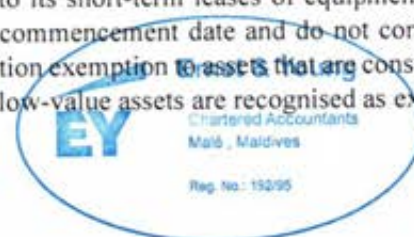
At the commencement date of the lease, the Company recognises lease liabilities measured at the present value of lease payments to be made over the lease term. The lease payments include fixed payments (including in-substance fixed payments) less any lease incentives receivable, variable lease payments that depend on an index or a rate, and amounts expected to be paid under residual value guarantees.

The lease payments also include the exercise price of a purchase option reasonably certain to be exercised by the Company and payments of penalties for terminating the lease, if the lease term reflects the Company exercising the option to terminate. Variable lease payments that do not depend on an index or a rate are recognised as expenses (unless they are incurred to produce inventories) in the period in which the event or condition that triggers the payment occurs.

In calculating the present value of lease payments, the Company uses its incremental borrowing rate at the lease commencement date because the interest rate implicit in the lease is not readily determinable. After the commencement date, the amount of lease liabilities is increased to reflect the accretion of interest and reduced for the lease payments made. In addition, the carrying amount of lease liabilities is remeasured if there is a modification, a change in the lease term, a change in the lease payments (e.g., changes to future payments resulting from a change in an index or rate used to determine such lease payments) or a change in the assessment of an option to purchase the underlying asset. IFRS 16 requires certain adjustments to be expensed, while others are added to the cost of the related right-of-use asset.

**Short-term leases and leases of low-value assets**

The Company applies the short-term lease recognition exemption to its short-term leases of equipment (i.e., those leases that have a lease term of 12 months or less from the commencement date and do not contain a purchase option). It also applies the lease of low-value assets recognition exemption to assets that are considered to be low value. Lease payments on short-term leases and leases of low-value assets are recognised as expense on a straight-line basis over the lease term.





**KUDAKURATHU ISLAND RESORT PRIVATE LIMITED**  
**(INCORPORATED IN THE REPUBLIC OF MALDIVES)**  
**NOTES TO THE SPECIAL PURPOSE FINANCIAL STATEMENTS**  
**YEAR ENDED 31 MARCH 2025**

**4 MATERIAL ACCOUNTING POLICY INFORMATION (CONTINUED)**

**4.6 Property, plant and equipment**

Property, plant and equipment is stated at cost, excluding the costs of day-to-day servicing, less accumulated depreciation and accumulated impairment in value. Such cost includes the cost of replacing part of such plant and equipment when that cost is incurred if the recognition criteria are met.

The cost of the self-constructed assets includes the cost of materials, direct labour cost and appropriate proportion of production overheads. The cost of property, plant and equipment acquired by the Company includes cost of acquisition together with any incidental expenses incurred in bringing the assets to its working condition for the intended use. When a major inspection of plant and machinery is performed, its cost is recognised in the carrying amount of the plant and equipment as a replacement if the recognition criteria are met.

Depreciation on property, plant and equipment of the Company is charged on a straight-line basis to write off the cost over the estimated useful life of the assets. Estimated useful life of the major asset classes are as follows:

Island improvements	10 Years
Building	25 Years
Plant & Machinery	10 Years
Furniture & fittings	10 Years
Operating assets	3 years
Computers	5 Years
Vehicles	5 to 10 Years
Electronic equipment	5 Years

An item of property, plant and equipment is derecognised upon disposal or when no future economic benefits are expected from its use or disposal. Any gain or loss arising on de-recognition of the asset (calculated as the difference between the net disposal proceeds and the carrying amount of the asset) is included in the statement of comprehensive income in the year the asset is derecognised.

**4.7 Impairment of non-financial assets**

The carrying amounts of the Company's non-financial assets are reviewed at each reporting date to determine whether there is any indication of impairment. If any such indication exists, then the asset's recoverable amount is estimated.

**Calculation of recoverable amount**

The recoverable amount of an asset or cash-generating unit is the greater of its value in use and its fair value less costs to sell. In assessing value in use, estimated future cash flows are discounted to their present value using a pre-tax discount rate that reflects current market assessments of the time value of money and the risks specific to the asset. A cash-generating unit is the smallest identifiable asset group that generates cash flows that largely are independent from other assets and groups.

**Impairment/ Reversal of impairment**

An impairment loss is recognised if the carrying amount of an asset or its cash-generating unit exceeds its recoverable amount. Impairment losses are recognised in statement of comprehensive income. Impairment losses recognised in respect of cash-generating units are allocated first to reduce the carrying amount of any goodwill allocated to the units and then to reduce the carrying amount of the other assets in the unit on a pro rata basis.



**KUDAKURATHU ISLAND RESORT PRIVATE LIMITED  
(INCORPORATED IN THE REPUBLIC OF MALDIVES)  
NOTES TO THE SPECIAL PURPOSE FINANCIAL STATEMENTS  
YEAR ENDED 31 MARCH 2025**

**4 MATERIAL ACCOUNTING POLICY INFORMATION (CONTINUED)**

**4.7 Impairment of non-financial assets (Continued)**

An impairment loss in respect of goodwill is not reversed. In respect of other assets, impairment losses recognised in prior periods are assessed at each reporting date for any indications that the loss has decreased or no longer exists. An impairment loss is reversed if there has been a change in the estimates used to determine the recoverable amount.

An impairment loss is reversed only to the extent that the asset's carrying amount does not exceed the carrying amount that would have been determined, net of depreciation or amortisation, if no impairment loss had been recognised.

**4.8 Financial instruments**

**Financial assets**

**Initial recognition and measurement**

Financial assets are classified, at initial recognition, as subsequently measured at amortised cost, fair value through other comprehensive income (OCI), and fair value through profit or loss.

The classification of financial assets at initial recognition depends on the financial asset's contractual cash flow characteristics and the Company's business model for managing them. The Company initially measures a financial asset at its fair value plus, in the case of a financial asset not at fair value through profit or loss, transaction costs. Trade receivables that do not contain a significant financing component or for which the Company has applied the practical expedient are measured at the transaction price determined under IFRS 15.

In order for a financial asset to be classified and measured at amortised cost or fair value through OCI, it needs to give rise to cash flows that are 'solely payments of principal and interest (SPPI)' on the principal amount outstanding. This assessment is referred to as the SPPI test and is performed at an instrument level.

The Company's business model for managing financial assets refers to how it manages its financial assets in order to generate cash flows. The business model determines whether cash flows will result from collecting contractual cash flows, selling the financial assets, or both.

Purchases or sales of financial assets that require delivery of assets within a time frame established by regulation or convention in the market place (regular way trades) are recognised on the trade date, i.e., the date that the Company commits to purchase or sell the asset.





**KUDAKURATHU ISLAND RESORT PRIVATE LIMITED  
(INCORPORATED IN THE REPUBLIC OF MALDIVES)  
NOTES TO THE SPECIAL PURPOSE FINANCIAL STATEMENTS  
YEAR ENDED 31 MARCH 2025**

**4 MATERIAL ACCOUNTING POLICY INFORMATION (CONTINUED)**

**4.8 Financial instruments (Continued)**

**Financial assets (Continued)**

**Subsequent measurement**

For purposes of subsequent measurement, financial assets are classified in four categories:

- Financial assets at amortised cost (debt instruments)
- Financial assets at fair value through OCI with recycling of cumulative gains and losses (debt instruments)
- Financial assets designated at fair value through OCI with no recycling of cumulative gains and losses upon derecognition (equity instruments)
- Financial assets at fair value through profit or loss.

This category is the most relevant to the Company. The Company measures financial assets at amortised cost if both of the following conditions are met:

- The financial asset is held within a business model with the objective to hold financial assets in order to collect contractual cash flows

And

- The contractual terms of the financial asset give rise on specified dates to cash flows that are solely payments of principal and interest on the principal amount outstanding

Financial assets at amortised cost are subsequently measured using the effective interest (EIR) method and are subject to impairment. Gains and losses are recognised in profit or loss when the asset is derecognised, modified or impaired. The Company's financial assets at amortised cost includes trade receivables.

**De-recognition**

A financial asset (or, where applicable, a part of a financial asset or part of a Company of similar financial assets) is primarily derecognised (i.e., removed from the Company's statement of financial position) when:

- The rights to receive cash flows from the asset have expired.

Or

- The Company has transferred its rights to receive cash flows from the asset or has assumed an obligation to pay the received cash flows in full without material delay to a third party under a 'pass-through' arrangement; and either (a) the Company has transferred substantially all the risks and rewards of the asset, or (b) the Company has neither transferred nor retained substantially all the risks and rewards of the asset, but has transferred control of the asset.

**KUDAKURATHU ISLAND RESORT PRIVATE LIMITED  
(INCORPORATED IN THE REPUBLIC OF MALDIVES)  
NOTES TO THE SPECIAL PURPOSE FINANCIAL STATEMENTS  
YEAR ENDED 31 MARCH 2025**

**4 MATERIAL ACCOUNTING POLICY INFORMATION (CONTINUED)**

**4.8 Financial instruments (Continued)**

**Financial assets (Continued)**

**De-recognition (Continued)**

**Impairment of financial assets**

The Company applies a simplified approach in calculating ECLs for trade receivables and contract assets. Therefore, the Company does not track changes in credit risk, but instead recognises a loss allowance based on lifetime ECLs at each reporting date. A financial asset is written off when there is no reasonable expectation of recovering the contractual cash flows.

**Financial liabilities**

**Initial recognition and measurement**

Financial liabilities are classified, at initial recognition, as financial liabilities at fair value through profit or loss, loans and borrowings, payables, or as derivatives designated as hedging instruments in an effective hedge, as appropriate. All financial liabilities are recognised initially at fair value and, in the case of loans and borrowings and payables, net of directly attributable transaction costs. The Company's financial liabilities include trade and other payables, interest bearing loans and borrowings and amounts due to related parties.

**Subsequent measurement**

The measurement of financial liabilities depends on their classification, as described below:

**Loans and borrowings**

After initial recognition, interest-bearing loans and borrowings are subsequently measured at amortised cost using the EIR method. Gains and losses are recognised in statement of comprehensive income when the liabilities are derecognised as well as through the EIR amortisation process.

Amortised cost is calculated by taking into account any discount or premium on acquisition and fees or costs that are an integral part of the EIR. The EIR amortisation is included as finance costs in the statement of comprehensive income. This category generally applies to interest-bearing loans and borrowings.

**De-recognition**

Financial liability is de-recognised when the obligation under the liability is discharged or cancelled or expires. When an existing financial liability is replaced by another from the same lender on substantially different terms, or the terms of an existing liability are substantially modified, such an exchange or modification is treated as the de-recognition of the original liability and the recognition of a new liability. The difference in the respective carrying amounts is recognised in the statement of comprehensive income

**4.9 Cash and Cash Equivalents**

For the purpose of cash flow statement, cash and cash equivalents consist of cash in hand and deposits in banks net of outstanding bank overdrafts if any. Investments with short maturities (i.e. three months or less from the date of acquisition are also treated as cash equivalents).





**KUDAKURATHU ISLAND RESORT PRIVATE LIMITED  
(INCORPORATED IN THE REPUBLIC OF MALDIVES)  
NOTES TO THE SPECIAL PURPOSE FINANCIAL STATEMENTS  
YEAR ENDED 31 MARCH 2025**

**4 MATERIAL ACCOUNTING POLICY INFORMATION (CONTINUED)**

**4.10 Inventories**

Inventories are valued at the lower of cost and net realisable value, after making due allowances for obsolete and slow moving items. Net realisable value is the price at which inventories can be used in operations or sold in the ordinary course of business less the estimated processing cost to make them usable for operations. The value of each category of inventory is determined on weighted average cost basis.

**4.11 Provisions**

Provisions are recognised when the Company has a present obligation (legal or constructive) as a result of a past event, it is probable that an outflow of resources embodying economic benefits will be required to settle the obligation and a reliable estimate can be made of the amount of the obligation. When the Company expects some or all of a provision to be reimbursed, for example, under an insurance contract, the reimbursement is recognised as a separate asset, but only when the reimbursement is virtually certain. The expense relating to any provision is presented in the statement of comprehensive income net of any reimbursement.

If the effect of the time value of money is material, provisions are discounted using a current pre-tax rate that reflects, where appropriate, the risks specific to the liability. Where discounting is used, the increase in the provision due to the passage of time is recognised as a finance cost.

**5 NEW AND AMENDED STANDARDS AND INTERPRETATIONS**

The new and amended standards that are issued, but not yet effective to the date of issuance of these financial statements are disclosed below. None of the new or amended pronouncements are expected to have a material impact on the financial statements of the Company in the foreseeable future. The Company intends to adopt these amended standards, if applicable, when they become effective.


**IFRS 18, Presentation and Disclosure in Financial Statements**

In April 2024, the IASB issued IFRS 18, which replaces IAS 1 Presentation of Financial Statements. IFRS 18 introduces new requirements for presentation within the statement of profit or loss, including specified totals and subtotals. Furthermore, entities are required to classify all income and expenses within the statement of profit or loss into one of five categories: operating, investing, financing, income taxes and discontinued operations, whereof the first three are new.

It also requires disclosure of newly defined management-defined performance measures, subtotals of income and expenses, and includes new requirements for aggregation and disaggregation of financial information based on the identified 'roles' of the primary financial statements (PFS) and the notes.

In addition, narrow-scope amendments have been made to IAS 7 Statement of Cash Flows, which include changing the starting point for determining cash flows from operations under the indirect method, from 'profit or loss' to 'operating profit or loss' and removing the optionality around classification of cash flows from dividends and interest. In addition, there are consequential amendments to several other standards.

IFRS 18, and the amendments to the other standards, is effective for reporting periods beginning on or after 1 January 2027, but earlier application is permitted and must be disclosed. IFRS 18 will apply retrospectively.



**KUDAKURATHU ISLAND RESORT PRIVATE LIMITED  
(INCORPORATED IN THE REPUBLIC OF MALDIVES)  
NOTES TO THE SPECIAL PURPOSE FINANCIAL STATEMENTS  
YEAR ENDED 31 MARCH 2025**

**5 NEW AND AMENDED STANDARDS AND INTERPRETATIONS (CONTINUED)**

**IFRS 9 and IFRS 7 Classification and Measurement of Financial Instruments**

On 30 May 2024, the IASB issued Amendments to IFRS 9 and IFRS 7, Amendments to the Classification and Measurement of Financial Instruments (the Amendments). The Amendments include:

- A clarification that a financial liability is derecognised on the 'settlement date' and introduce an accounting policy choice (if specific conditions are met) to derecognise financial liabilities settled using an electronic payment system before the settlement date
- Additional guidance on how the contractual cash flows for financial assets with environmental, social and corporate governance (ESG) and similar features should be assessed
- Clarifications on what constitute 'non-recourse features' and what are the characteristics of contractually linked instruments
- The introduction of disclosures for financial instruments with contingent features and additional disclosure requirements for equity instruments classified at fair value through other comprehensive income (OCI).

The amendments will be effective for annual reporting periods beginning on or after 1 January 2026. Entities can early adopt the amendments that relate to the classification of financial assets plus the related disclosures and apply the other amendments later.

**IFRS 19 Subsidiaries without Public Accountability: Disclosures**

In May 2024, the IASB issued IFRS 19, which allows eligible entities to elect to apply its reduced disclosure requirements while still applying the recognition, measurement and presentation requirements in other IFRS accounting standards. To be eligible, at the end of the reporting period, an entity must be a subsidiary as defined in IFRS 10, cannot have public accountability and must have a parent (ultimate or intermediate) that prepares consolidated financial statements, available for public use, which comply with IFRS accounting standards.

IFRS 19 will become effective for reporting periods beginning on or after 1 January 2027, with early application permitted.



## Note 6 - Property, plant and equipment as at March 31, 2025

	Island improvements	Freehold Buildings	Plant and machinery	Furniture and fixtures	Operating assets	Computers	Vehicles	Electrical installations	Total	Capital Works in Progress
<b>Gross Book Value</b>										
Opening	5.76	69.07	4.77	6.65	1.23	0.71	4.60	4.09	96.88	0.82
Additions/ transfers	1.01	1.90	0.41	0.07	-0.01	-0.01	0.11	0.03	3.51	0.48
Disposals	-	-	-	-	-	-	-	-	-	-
<b>Closing balance</b>	<b>6.77</b>	<b>70.97</b>	<b>5.18</b>	<b>6.72</b>	<b>1.22</b>	<b>0.70</b>	<b>4.71</b>	<b>4.12</b>	<b>100.39</b>	<b>1.30</b>
<b>Accumulated Depreciation</b>										
Opening	0.35	1.82	0.28	0.42	0.27	0.09	0.22	0.50	3.95	-
Charge for the year	0.68	2.81	0.47	0.70	0.40	0.15	0.34	0.78	6.33	-
Disposals	-	-	-	-	-	-	-	-	-	-
<b>Closing balance</b>	<b>1.03</b>	<b>4.63</b>	<b>0.75</b>	<b>1.12</b>	<b>0.67</b>	<b>0.24</b>	<b>0.56</b>	<b>1.28</b>	<b>10.28</b>	<b>-</b>
<b>Net Book Value</b>	<b>5.74</b>	<b>66.34</b>	<b>4.43</b>	<b>5.60</b>	<b>0.55</b>	<b>0.46</b>	<b>4.15</b>	<b>2.84</b>	<b>90.11</b>	<b>1.30</b>

## Property, Plant and Equipment As at March 31, 2024

	Island improvements	Freehold Buildings	Plant and machinery	Furniture and fixtures	Operating assets	Computers	Vehicles	Electrical installations	Total	Capital Works in Progress
<b>Gross Book Value</b>										
Opening	-	-	-	-	-	-	1.04	-	1.04	71.50
Additions	5.76	69.07	4.77	6.65	1.23	0.71	3.56	4.09	95.84	25.16
Disposals	-	-	-	-	-	-	-	-	-	(95.84)
<b>Closing balance</b>	<b>5.76</b>	<b>69.07</b>	<b>4.77</b>	<b>6.65</b>	<b>1.23</b>	<b>0.71</b>	<b>4.60</b>	<b>4.09</b>	<b>96.87</b>	<b>0.82</b>
<b>Accumulated Depreciation</b>										
Opening	-	-	-	-	-	-	-	-	-	-
Charge for the year	0.35	1.82	0.28	0.42	0.27	0.09	0.22	0.50	3.95	-
Disposals	-	-	-	-	-	-	-	-	-	-
<b>Closing balance</b>	<b>0.35</b>	<b>1.82</b>	<b>0.28</b>	<b>0.42</b>	<b>0.27</b>	<b>0.09</b>	<b>0.22</b>	<b>0.50</b>	<b>3.95</b>	<b>-</b>
<b>Net Book Value</b>	<b>5.40</b>	<b>67.26</b>	<b>4.49</b>	<b>6.22</b>	<b>0.96</b>	<b>0.62</b>	<b>4.38</b>	<b>3.59</b>	<b>92.92</b>	<b>0.82</b>



Kudakurathu Island Resort Pvt Ltd

Notes to the Special Purpose financial statements year ended 31 March 2025

(All amounts are in USD millions, unless otherwise stated)

**Note 7 - Right of Use Assets As at March 31, 2025**

	Leasehold Land	Total
Opening	17.09	17.09
Additions	-	-
Closing balance	17.09	17.09
Accumulated Depreciation		
Opening	2.73	2.73
Charge for the year	0.39	0.39
Closing balance	3.12	3.12
As at 31 March 2025	13.97	13.97
Right of Use Assets As at March 31, 2024		
Opening	21.95	21.95
Modifications	(4.86)	(4.86)
Closing balance	17.09	17.09
Accumulated Depreciation		
Opening	2.35	2.35
Charge for the year	0.38	0.38
Closing balance	2.73	2.73
As at 31 March 2024	14.36	14.36

As per the agreement entered with the The government of the Republic of Maldives, the Company has obtained the lease right of the Island of Kudakurathu in Raa Atoll for a period of 50 years from 01 June 2011.

Refer note 14 for the securities with regards to the headlease rights.



Kudakurathu Island Resort Pvt Ltd

Notes to the Special Purpose financial statements year ended 31 March 2025

(All amounts are in USD millions, unless otherwise stated)

**Note 8 - Other assets**

	Non-current		Current	
	March 31, 2025	March 31, 2024	March 31, 2025	March 31, 2024
Advances to suppliers	0.17	-	0.10	5.71
	<b>0.17</b>	<b>-</b>	<b>0.10</b>	<b>5.71</b>
Advances to employees	-	-	0.06	0.12
Other receivables	1.70	1.02	2.93	2.10
Prepaid expenses	-	-	0.16	0.16
<b>Total Other assets</b>	<b>1.87</b>	<b>1.02</b>	<b>3.25</b>	<b>8.09</b>

**Note 9 - Inventories**

Particulars	March 31, 2025	March 31, 2024
Food, beverages and other supplies	0.85	0.55
<b>Total Inventories</b>	<b>0.85</b>	<b>0.55</b>

**Note 10 - Trade receivables**

Particulars	Current	
	March 31, 2025	March 31, 2024
Trade receivables	0.93	0.20
	0.93	0.20
Less : Allowance for credit impaired	(0.06)	-
<b>Total Trade receivables</b>	<b>0.87</b>	<b>0.20</b>

For explanations on the Company's credit risk management process, refer note 29.

The net carrying value of trade receivables is considered a reasonable approximation of fair value.

Kudakurathu Island Resort Pvt Ltd

Notes to the Special Purpose financial statements year ended 31 March 2025

(All amounts are in USD millions, unless otherwise stated)

Note 11 - Cash and bank balances	March 31, 2025	March 31, 2024
Cash and cash equivalents		
Balances with banks:		
– On current accounts	8.23	2.73
– Cash on hand	0.03	0.01
	<b>8.26</b>	<b>2.74</b>

For the purpose of the statement of cash flows, cash and cash equivalents comprise the following:

	March 31, 2025	March 31, 2024
Balances with banks:		
– On current accounts	8.23	2.73
– Cash on hand	0.03	0.01
	<b>8.26</b>	<b>2.74</b>
Total Cash and cash equivalents	<b>8.26</b>	<b>2.74</b>

Changes in liabilities arising from financing activities

Particulars	March 31, 2025	March 31, 2024
Opening Balance of borrowings	32.96	23.14
Add:		
Proceeds from borrowings	36.60	8.50
Accrual of interest	3.05	1.32
Less:		
Repayment of borrowings	(29.22)	-
Repayment of share capital	(7.50)	-
Payment of interest	(1.46)	-
Closing balance of borrowings	<b>34.43</b>	<b>32.96</b>
Opening Balance of lease liabilities	13.76	18.03
Add:		
Modifications	-	(4.86)
Interest expenses	1.69	1.64
Less:		
Payments	(1.88)	(1.05)
Closing balance of lease liabilities	<b>13.57</b>	<b>13.76</b>
Total liabilities from financing activities	<b>48.00</b>	<b>46.72</b>

Break up of financial assets carried at amortised cost

Particulars	Non-current		Current	
	March 31, 2025	March 31, 2024	March 31, 2025	March 31, 2024
Trade receivables	-	-	0.93	0.20
Cash and cash equivalents			8.26	2.74
Total financial assets carried at amortised cost	<b>-</b>	<b>-</b>	<b>9.19</b>	<b>2.94</b>

**Kudakurathu Island Resort Pvt Ltd**

**Notes to the Special Purpose financial statements year ended 31 March 2025**

(All amounts are in USD millions, unless otherwise stated)

**Note 12. Equity share capital**

	March 31, 2025	March 31, 2024
<b>Authorised shares</b>		
Authorised share capital	58.18	43.07

USD 58.180 million (March 31, 2024: 43.072 million) Equity shares of MVR. 15.42 each (Converted 1USD = 15.42 MVR)

**Issued, subscribed and fully paid-up share capital**

Issued, subscribed and fully paid-up share capital	58.18	37.93
58.180 million (March 31, 2024: 37.928 million) Equity shares of MVR. 15.42 each	58.18	37.93

**(a) Reconciliation of the shares outstanding at the beginning and at the end of the reporting period**  
**Equity shares**

	March 31, 2025		March 31, 2024	
	No. of shares	Amount in Million	No. of shares	Amount in Million
<b>Equity shares</b>				
At the beginning of the year	37,928,889	37.93	37,928,889	37.93
Issue of shares	20,251,000	20.25	-	-
Outstanding at the end of the year	58,179,889	58.18	37,928,889	37.93

**(b) Terms/ rights attached to equity shares**

The Company has only one class of equity shares having par value of MVR 15.42 (converted into USD 1/-) per share. Each holder of equity shares is entitled to one vote per share. The Company has not declared any dividend during the year/ previous year.

**(c) Details of shareholders holding more than 5% shares in the Company**

	March 31, 2025		March 31, 2024	
	% holding in the class	No. of shares	% holding in the class	No. of shares
<b>Equity share capital</b>				
<b>Name of the shareholder</b>				
<b>Equity shares of MVR 15.42 each fully paid</b>				
RP HOLDINGS LIMITED	49.72%	28,929,334	35.59%	13,500,000
PANCHSHIL REALTY AND DEVELOPERS PRIVATE LIMITED	0.00%	-	47.46%	18,000,000
VENTIVE HOSPITALITY LIMITED	50.28%	29,250,556	0.00%	-
PANCHSHIL IT PARK PRIVATE LIMITED	0.00%	-	16.95%	6,428,889



Chartered Accountants  
Malé, Maldives

Reg. No.: 192/99

Kudakurathu Island Resort Pvt Ltd

Notes to the Special Purpose financial statements year ended 31 March 2025

(All amounts are in USD millions, unless otherwise stated)


<b>Note 13 - Other equity</b>		
	<b>March 31, 2025</b>	<b>March 31, 2024</b>
<b>Share Premium</b>		
Balance as per the last financial statements	21.07	21.07
Share premium received during the year	11.25	-
<b>Closing balance</b>	<b>32.32</b>	<b>21.07</b>
<b>Retained Earnings</b>		
Balance as per the last financial statements	(18.32)	(1.77)
Loss for the year	(9.65)	(16.55)
<b>Net surplus in the statement of comprehensive income</b>	<b>(27.97)</b>	<b>(18.32)</b>
<b>Advance towards share capital</b>		
Balance as per the last financial statements	24.00	15.00
Advance towards share capital during the year	-	9.00
Issuance of shares	(24.00)	-
<b>Closing balance</b>	<b>-</b>	<b>24.00</b>
<b>Total other equity</b>	<b>4.35</b>	<b>26.75</b>

**Share Premium**

Share premium represents the amount paid by the shareholders in addition to the par value of the Company.

**Advance towards share capital**

This represent the amount paid by the shareholders to issue shares in the future. The amount received as advance for share issuance is recorded at the gross amount and transfer to the share capital upon issuing new shares.





**Kudakurathu Island Resort Pvt Ltd**

**Notes to the Special Purpose financial statements year ended 31 March 2025**

(All amounts are in USD millions, unless otherwise stated)

**Note 14 - Borrowings (at ammortised cost)**

	Non-current		Current	
	March 31, 2025	March 31, 2024	March 31, 2025	March 31, 2024
<b>Term loans (secured)</b>				
Standard Chartered Bank USD Loan	33.06	24.07	1.97	-
Loan from Panchshili Reality and Developers Pvt Ltd	-	8.89	-	-
Loan from Ventive Hospitality	1.60	-	-	-
less: loan arrangement fees	(0.23)	-	-	-
	<b>34.43</b>	<b>32.96</b>	<b>1.97</b>	<b>-</b>
<b>The above amount includes</b>				
Secured borrowings	32.83	24.07	1.97	-
Unsecured borrowings	1.60	8.89	-	-
<b>Total Borrowings</b>	<b>34.43</b>	<b>32.96</b>	<b>1.97</b>	<b>-</b>

The Maturity analysis of borrowings is disclosed in note No 30

**Standard Chartered Bank USD Loan**

**31 March 2025 and 2024**

USD 35 Mn facility agreement with STANDARD CHARTERED BANK (HONG KONG) LIMITED. The terms and condition of the loan as follows;

**Facility amount:** USD 35 Mn

**Interest rate:** Compounded Reference Rate for that day plus Margin of 3.44% per annum

**Repayment:** The Borrower shall repay the Loans in full on the Termination Date i.e 84 months after the first Utilisation Date.

**Securities:**

Securities: all the ownership and benefits rights, titles and interests of the mortgage on, over and to the Island under Kudakurathu Head Lease; all immovable assets from time to time situated on or forming part of the Island and the Resort, including all buildings, installations, facilities, structures, fixed pant and machinery constructed or to be constructed on the Island and the Resort, fixtures and fittings and any substitutions, replacements, renewals and additions, All movable assets from time to time situated on or forming part of the Island and the Resort including all plants, machinery, equipment, tools, furniture, vehicles, cutlery and crockery, linen, stock, spare parts, instruments, engine appliances, accessories, appetences and everything used for or associated with the Island and the Resort all the assets.

**Covenants:**

- Debt Service Coverage Ratio of at least 1.20 : 1, commencing from the end of the Moratorium Period
- Interest Service Coverage Ratio of at least 1.70 : 1
- Loan to Value not exceeding 57% (fifty seven percent)
- Security Coverage Ratio of at least 1.75 : 1
- RevPar in relation to the Resort USD 221
- The Covenants are not applicable during the moratorium period ( 9 months after first utilization date)

**Loan from Panchshili Reality**

**31 March 2024:**

As agreed with Panchshili Reality and Developers Pvt Ltd, a sum of USD 55 Mn and 2 Mn has been agreed to lend as Inter Corporate Deposit. The terms and condition of the loan as follows;

**Facility amount:** USD 55 Mn and 2 Mn

**Interest rate:** 10% per annum

**Repayment:** 5 years from the date of remittance



Kudakurathu Island Resort Pvt Ltd

Notes to the Special Purpose financial statements year ended 31 March 2025

(All amounts are in USD millions, unless otherwise stated)

**Note 15 - Lease liability**

	Non-current		Current	
	March 31, 2025	March 31, 2024	March 31, 2025	March 31, 2024
Lease Liability	11.86	12.21	1.71	1.55
	<b>11.86</b>	<b>12.21</b>	<b>1.71</b>	<b>1.55</b>
<b>Movement of the lease liability</b>			March 31, 2025	March 31, 2024
Opening balance			13.76	18.03
Interest			1.69	1.64
Modification			-	(4.86)
Payment			(1.88)	(1.05)
<b>Closing balance</b>			<b>13.57</b>	<b>13.76</b>
<b>Recorded in the statement of Comprehensive Income</b>				
Depreciations			0.39	0.29
Interest			1.69	-
			<b>2.08</b>	<b>0.29</b>
<b>Amount capitalised</b>				
Depreciations			-	0.09
Interest			-	1.64
			<b>-</b>	<b>1.73</b>
Incremental Borrowing Rate			12.25%	9.00%

**Note 16 - Trade payables**

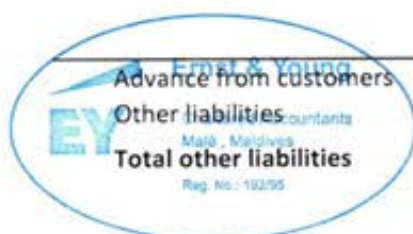
	March 31, 2025	March 31, 2024
Trade payables	3.14	1.82
Accrued expenses	0.90	0.34
	<b>4.04</b>	<b>2.16</b>

**Note 17 - Other financial liabilities**

	Non-current		Current	
	March 31, 2025	March 31, 2024	March 31, 2025	March 31, 2024
Retentions	-	-	0.79	2.79
Capital creditors	-	-	1.06	3.83
<b>Total financial liabilities</b>	<b>-</b>	<b>-</b>	<b>1.85</b>	<b>6.62</b>

**Note 18 - Other Liabilities**

	Current	
	March 31, 2025	March 31, 2024
Advance from customers	1.52	0.19
Other liabilities	0.57	0.34
<b>Total other liabilities</b>	<b>2.09</b>	<b>0.53</b>



Kudakurathu Island Resort Pvt Ltd

Notes to the Special Purpose financial statements year ended 31 March 2025

(All amounts are in USD millions, unless otherwise stated)

<b>Note 19 - Revenue from operations</b>		
	March 31, 2025	March 31, 2024
<b>Revenue from contracts with customers</b>		
Revenue from room rentals	5.46	3.91
Sale of food and beverages	7.44	1.79
Other revenue	1.42	0.69
<b>Total revenue from operations</b>	<b>14.32</b>	<b>6.39</b>
<b>Type of goods or service</b>	<b>March 31, 2025</b>	<b>March 31, 2024</b>
Revenue from hotel operations	14.32	6.39
	<b>14.32</b>	<b>6.39</b>
<b>Reconciliation of the amount of revenue recognised in the statement of profit &amp; loss with the contracted price</b>		
	March 31, 2025	March 31, 2024
Revenue as per contracted price	14.32	6.39
<b>Revenue from contract with customers</b>	<b>14.32</b>	<b>6.39</b>
<b>Disaggregated revenue recognition</b>		
	March 31, 2025	March 31, 2024
Revenue recognised over a period of time	5.46	3.91
Revenue recognised at a point of time	8.86	2.48
	<b>14.32</b>	<b>-</b>
<b>Note 20 - Other income</b>		
	March 31, 2025	March 31, 2024
<b>Interest income on</b>		
- Bank deposits	-	0.04
	-	<b>0.04</b>
Miscellaneous income	0.37	0.08
	<b>0.37</b>	<b>0.08</b>
	<b>0.37</b>	<b>0.12</b>





**Kudakurathu Island Resort Pvt Ltd**

**Notes to the Special Purpose financial statements year ended 31 March 2025**

(All amounts are in USD millions, unless otherwise stated)

**Note 21 - Cost of materials consumed**

	March 31, 2025	March 31, 2024
<b>Cost of food and beverages consumed</b>		
Inventory at the beginning of the year	0.55	-
Add: Purchases	2.70	1.75
	<b>3.25</b>	<b>1.75</b>
Less: Inventory at the end of the year	0.85	0.55
<b>Cost of food and beverages consumed</b>	<b>1.85</b>	<b>1.20</b>
	<b>1.85</b>	<b>1.20</b>

**Details of food and beverages consumed**

There are no items of food and beverages whose purchases exceeded 10% of total consumption. It is not practicable to furnish the information in view of the large number of items which differ in size and nature, each being less than 10% in value of the total.

**Note 21A - Employee benefit expenses**

	March 31, 2025	March 31, 2024
Salaries, wages and bonus	3.43	3.84
Contribution to provident and other funds	0.05	0.05
Staff welfare expenses	0.09	0.00
	<b>3.57</b>	<b>3.89</b>

**Note 21B - Other expenses**

	March 31, 2025	March 31, 2024
Power, fuel and light	1.69	1.59
	<b>1.69</b>	<b>1.59</b>
Housekeeping expenses	-	0.09
<b>Repairs and maintenance</b>		
Plant and machinery	0.06	0.12
Buildings	0.01	0.00
Vehicle	-	0.01
Others	0.30	0.03
Others (Preopening)	-	0.01
Rates and taxes	-	0.00
Insurance charges	-	0.17
Advertising and sales promotion	0.50	0.90
Travelling and conveyance	0.07	0.39
Printing and stationery	-	0.02
Legal and professional fees	-	0.89
Linen, laundry and cleaning	0.07	0.05
Internet, telephone and other operating supplies	1.69	0.25
Auditors' remuneration (refer note 21.01 below)	0.07	0.04
Management fees	0.42	0.06
Security expenses	-	0.12
Preopening expenses	0.14	4.13
Miscellaneous expenses	2.29	1.53
Rent	0.05	0.01
Bank charges	0.04	0.17
Marketing fee	-	0.10
Provision for impairment on trade receivable	0.06	-
	<b>7.46</b>	<b>10.68</b>



**Kudakurathu Island Resort Pvt Ltd**

**Notes to the Special Purpose financial statements year ended 31 March 2025**

(All amounts are in USD millions, unless otherwise stated)

**21.01 Auditors' Remuneration**

	March 31, 2025	March 31, 2024
As auditor:		
- Audit fee	0.06	0.02
- others	0.01	0.02
	<b>0.07</b>	<b>0.04</b>

**Note 22 - Depreciation and amortisation expense**

	March 31, 2025	March 31, 2024
Depreciation of property, plant and equipment (refer note 6)	6.33	3.95
Depreciation of right-of-use assets (refer note 7)	0.39	0.19
	<b>6.72</b>	<b>4.14</b>

**Note 23 - Finance costs**

	March 31, 2025	March 31, 2024
Interest expenses		
On bank facilities	2.88	1.81
On related party loan	0.17	0.50
Lease liabilities	1.69	0.84
	<b>4.74</b>	<b>3.15</b>
<b>Total finance cost</b>	<b>4.74</b>	<b>3.15</b>



**Note 24. Income tax**

The major components of income tax expense for the years ended March 31, 2025 and March 31, 2024 are:

**Statement of comprehensive income section**

	March 31, 2025	March 31, 2024
<b>Current income tax:</b>		
Current income tax charge	-	-
Adjustment for current tax of previous years	-	-
Deferred tax:	-	-
<b>Total current tax expense</b>	-	-
<b>OCI Section:</b>		
Deferred tax related to items recognised in OCI during the year	-	-
<b>Income tax expense reported in the statement of profit or loss</b>	-	-

**Reconciliation of tax expense and the accounting profit multiplied by Maldives's domestic tax rate for the year ended**

	March 31, 2025	March 31, 2024
<b>Accounting loss before tax</b>	(9.65)	(16.55)
<b>Computed tax expense</b>		
In accordance with the provisions of the Income Tax Act No. 25 of 2019 and		
<b>Adjustments for:</b>		
Total amount of deductions allowed	(9.16)	(5.56)
Total amount of deductions not allowed	9.58	4.01
Interest disallowed under the thin capitalisation rule (Section 71 of the Act)	2.98	2.31
	(6.25)	(15.79)
Size of the tax bracket available at 0%	(0.03)	(0.03)
Amount of tax subject to 15%	-	-
At the effective tax rate of 15% (31 March 2024: 15%)	-	-
<b>Income tax expense reported in the statement of comprehensive income</b>	-	-

**Statement of Balance sheet section**

Particulars	March 31, 2025	March 31, 2024
Accelerated depreciation for tax purpose	(0.19)	1.06
Tax losses	3.31	2.47
Unclaimed interest	0.80	0.35
<b>Net deferred tax expense/(income)</b>	-	-
<b>Net deferred tax assets/(liabilities)</b>	3.92	3.88
<b>Net deferred tax assets recognised in Balance Sheet*</b>	-	-



**Kudakurathu Island Resort Pvt Ltd**

**Notes to the Special Purpose financial statements year ended 31 March 2025**

(All amounts are in USD millions, unless otherwise stated)

Reflected in the balance sheet as follows

	March 31, 2025	March 31, 2024
Deferred tax liability	-	-
Deferred tax assets	-	-
<b>Deferred tax assets (net)</b>	<b>-</b>	<b>-</b>

Tax losses available for set off against future taxable profits of the company are mentioned below:

Particulars	March 31, 2025	
	Amount	Offsetting maximum period
Accumulated tax losses	22.06	5 Years from it occurred
Disallowed interest under Thin capitalisation	2.98	10 years from it occurred

Particulars	March 31, 2024	
	Amount	Offsetting maximum period
Accumulated tax losses	16.45	5 Years from it occurred
Disallowed interest under Thin capitalisation	3.52	10 years from it occurred

The Company offsets tax assets and liabilities if and only if it has a legally enforceable right to set off current tax assets and current tax liabilities and the deferred tax assets and deferred tax liabilities relate to income taxes levied by the same tax authority.

Deferred tax assets have not been recognised in these financial statements because it is not probable that future taxable profit will be available against which the company can utilise the benefits therefrom.



Kudakurathu Island Resort Pvt Ltd

Notes to the Special Purpose financial statements year ended 31 March 2025

(All amounts are in USD millions, unless otherwise stated)

Note 25. Commitments and contingencies

a. Capital commitments

Particulars	March 31, 2025	March 31, 2024
Estimated amount of contracts remaining to be executed on other account and not provided for (net of advances)	0.08	3.18

Company as a lessee

The Company has recognised right-of-use assets in relation to the leasehold rights of the Kudakurathu in Raa Atoll as per the agreements entered with the Government of Maldives for a period of 50 years from 01 June 2011.

The Maturity analysis of lease liabilities is disclosed in note No 29

Note 26. Particulars of unhedged foreign currency exposure as at the balance sheet date

	March 31, 2025		March 31, 2024	
	Amount in foreign currency	Amount in Rs.	Amount in foreign currency	Amount in Rs.
Payables Other than USD	-	-	-	-

**Note 27. Related Party Disclosures**

Disclosures of transactions with Related Parties are as under:

**A. Description of Related Parties**

i) Name of the Related party and nature of relationship

**A. Related parties where control exists**

Nature of relationship	Name of the Company
Investors	RP Holdings Limited
	Panchshil Realty and Developers Private Limited
	Panchshil IT Park Private Limited
	Sanken Overseas Private Limited
	Ventive Hospitality Limited

**C. Transactions with Related Parties**

Particulars	March 31, 2025	March 31, 2024
<b>RP Holdings Limited</b>		
Funds received for the issuance of shares	-	4.50
Funds received for advances for shares issuance	-	9.00
<b>Panchshil Realty and Developers Private Limited</b>		
Interest accrued	-	0.75
Amount paid	(8.89)	-
<b>Atmosphere Core Private Limited</b>		
Management fees accrued	0.57	-

Balances outstanding as at year end:

Related Party Disclosures-Balance outstanding

Particulars	March 31, 2025	March 31, 2024
<b>Payables</b>		
Loan payables- Panchshil Realty and Developers Private Limited	-	8.89
Loan payables- Ventive Hospitality Limited	1.60	-

**Transactions with key management personnel**

Compensation of key management personnel of the Company

Particulars	March 31, 2025	March 31, 2024
Short term Benefits	-	-
Post employment Benefits	-	-





**Note 28. Fair values**

Set out below is a comparison, by class, of the carrying amounts and fair value of the Company's financial instruments as of March 31, 2025

Particulars	Amortised Cost	Financial assets/liabilities at fair value through profit and loss	Total carrying value	Total fair value
<b>Financial assets</b>				
Trade and other receivables	0.87	-	0.87	0.87
Cash and cash equivalents	8.26	-	8.26	8.26
<b>Total-Financial assets</b>	<b>9.13</b>	<b>-</b>	<b>9.13</b>	<b>9.13</b>
<b>Financial liabilities</b>				
Borrowings	34.43	-	34.43	34.43
Other financial liabilities	1.85	-	1.85	1.85
Lease Liability	13.57	-	13.57	13.57
Trade payables	4.04	-	4.04	4.04
<b>Total-Financial liabilities</b>	<b>53.89</b>	<b>-</b>	<b>53.89</b>	<b>53.89</b>

Set out below is a comparison, by class, of the carrying amounts and fair value of the Company's financial instruments as of March 31, 2024

Particulars	Amortised Cost	Financial assets/liabilities at fair value through profit and loss	Total carrying value	Total fair value
<b>Financial assets</b>				
Trade and other receivables	0.20	-	0.20	0.20
Cash and cash equivalents	2.74	-	2.74	2.74
<b>Total-Financial assets</b>	<b>2.94</b>	<b>-</b>	<b>2.94</b>	<b>2.94</b>
<b>Financial liabilities</b>				
Borrowings	32.96	-	32.96	32.96
Other financial liabilities	6.62	-	6.62	6.62
Lease Liability	13.76	-	13.76	13.76
Trade payables	2.16	-	2.16	2.16
<b>Total-Financial liabilities</b>	<b>55.50</b>	<b>-</b>	<b>55.51</b>	<b>55.51</b>

**Note 29. Financial instruments risk management objectives and policies**

The Company's principal financial liabilities comprise trade payables and borrowings. The main purpose of these financial liabilities is to finance the Company's operations and to support its operations. The Company's principal financial assets includes investments, trade receivables and cash and cash equivalents that derive directly from its operations.

The Company is exposed to market risk, credit risk and liquidity risk. The Board of Directors reviews and agrees policies for managing each of these risks, which are summarised below:

**Market risk**

Market risk is the risk that the fair value of future cash flows of a financial instrument will fluctuate because of changes in market prices. Market prices comprise three types of risk: interest rate risk, currency risk and other price risk such as equity price risk and commodity price risk. Financial instruments affected by market risk include borrowings and investments.

The sensitivity analyses in the following sections relate to the position as at March 31, 2025 and March 31, 2024.

The sensitivity analysis have been prepared on the basis that the amount of net debt and the ratio of fixed-to floating interest rates of the debt are all constant as at March 31, 2025 and March 31, 2024.

**Interest rate risk**

Interest rate risk is the risk that the fair value or future cash flows of a financial instrument will fluctuate because of changes in market interest rates. The Company's exposure to the risk of changes in market interest rates relates primarily to the Company's long-term debt obligations with floating interest rates.

**Interest rate sensitivity**

The following table demonstrates the sensitivity to a reasonably possible change in interest rates on that portion of loans and borrowings affected the Company profit before tax is affected through the impact on floating rate borrowings, as follows:

**Risk management- Interest rate sensitivity Table**

	March 31, 2025		March 31, 2023	
	Increase / decrease in basis points	Effect on profit before tax	Increase / decrease in basis points	Effect on profit before tax
USD	+ 50	1.65	+ 50	1.20
	- 50	(1.65)	- 50	(1.20)



**Note 29. Financial instruments risk management objectives and policies (Continued)****Credit risk**

Credit risk is the risk that a counterparty will not meet its obligations under a financial instrument or customer contract, leading to a financial loss. The Company is exposed to credit risk from its operating activities (primarily trade receivables) and from its financing activities, including deposits with banks, other financial instruments.

**Trade receivables**

Customer credit risk is managed by the Company's established policy, procedures and control relating to customer credit risk management.

Customer credit risk is managed by the Company's established policy, procedures and control relating to customer credit risk management. In hospitality business, credit risk is managed by each business unit subject to the Company's established policy, procedures and control relating to customer credit risk management. Credit quality of a customer is assessed and individual credit limits are defined in accordance with assessment. Outstanding customer receivables are regularly monitored.

The maximum exposure to credit risk at the reporting date is the carrying value of each class of financial assets disclosed in this section.

The Company assesses at each reporting date whether a trade receivable or a group of trade receivables is impaired. The Company recognises lifetime expected credit losses for all trade receivables that do not constitute a financing transaction and which are due for more than six months. The expected credit losses are measured at an amount equal to 12 month expected credit losses or at an amount equal to the lifetime expected credit losses if the credit risk on the financial asset has increased significantly since initial recognition. The Company uses a practical expedient by computing the expected credit loss allowance for trade receivables based on a provision matrix.

Particulars	Not due	Within 120 days	More than 120 days	Total
March 31, 2025	0.85	0.08	-	0.93
Estimated total gross carrying amount	-	-	-	-
ECL - Simplified approach	-	-	-	-
Net carrying amount	-	-	-	-

Particulars	Not due	Within 120 days	More than 120 days	Total
March 31, 2024	0.12	0.08	-	0.20
Estimated total gross carrying amount	-	-	-	-
ECL - Simplified approach	-	-	-	-
Net carrying amount	-	-	-	-





**Note 29. Financial instruments risk management objectives and policies (Continued)****Foreign currency risk**

Foreign currency risk is the risk that the fair value or future cash flows of an exposure will fluctuate because of changes in foreign exchange rates. The Company's exposure to the risk of changes in foreign exchange rates relates primarily to the Company's operating activities (when revenue or expense is denominated in a foreign currency).

**Foreign currency sensitivity**

The following tables demonstrate the sensitivity to a reasonably possible change in USD exchange rates, with all other variables held constant. The impact on the Company's profit before tax is due to changes in the fair value of monetary assets and liabilities.


	March 31, 2025		March 31, 2024	
	Increase / decrease in rate	Effect on profit before tax	Increase / decrease in rate	Effect on profit before tax
Other than USD payables	+ 50	-	+ 50	-
	- 50	-	- 50	-

**Liquidity risk**

Liquidity risk is defined as the risk that the Company will not be able to settle or meet its obligations on time or at a reasonable price. The Company's finance department is responsible for liquidity, funding as well as settlement management. In addition, processes and policies related to such risk are overseen by Senior management. Management monitors the Company's net liquidity position on a monthly and quarterly basis through its Senior management meeting and board meetings.

The Senior management ensures that the future cash flow needs are met through cash flow from the operating activities and borrowings from banks and related parties.

The table below summarises the maturity profile of the Company's financial liabilities based on contractual undiscounted payments:



## Note 29. Financial instruments risk management objectives and policies (Continued)

## Risk management- Liquidity risk As at March 31, 2025

	On demand	Less than 3 months	3-12 months	1-5 years	More than 5 years	Total
<b>As at March 31, 2025</b>						
Borrowings	-	1.96	0.66	29.90	3.88	36.40
Trade Payables	4.04	-	-	-	-	4.04
Lease Liability	-	0.39	1.21	6.93	54.10	62.63
Other financial liabilities	3.89	-	-	-	-	3.89
<b>Total</b>	<b>7.93</b>	<b>2.35</b>	<b>1.87</b>	<b>36.83</b>	<b>57.98</b>	<b>106.96</b>

## Risk management- Liquidity risk As at March 31, 2024

	On demand	Less than 3 months	3-12 months	1-5 years	More than 5 years	Total
<b>As at March 31, 2024</b>						
Borrowings	1.39	0.57	2.03	35.96	-	39.95
Trade Payables	2.16	-	-	-	-	2.16
Lease Liability	0.39	-	1.16	6.85	55.39	63.79
Other financial liabilities	6.62	-	-	-	-	6.62
<b>Total</b>	<b>10.56</b>	<b>0.57</b>	<b>3.19</b>	<b>42.81</b>	<b>55.39</b>	<b>112.52</b>



**Note 29. Financial instruments risk management objectives and policies (Continued)****Capital management**

For the purpose of the Company's capital management, capital includes issued equity capital and all other equity reserves attributable to the equity holders of the Company. The primary objective of the Company's capital management is to ensure that it maintains a strong credit rating and healthy capital ratios in order to support its business and maximise shareholder value.

The Company manages its capital structure and makes adjustments to it in light of changes in economic conditions and the requirements of the financial covenants. To maintain or adjust the capital structure, the Company may adjust the dividend payment to shareholders, return capital to shareholders or issue new shares. The Company monitors the capital using gearing ratio. The Company includes within net debt, interest bearing loans and borrowings, less cash and cash equivalents.

Particulars	March 31, 2025	March 31, 2024
Borrowings (Note 16 )	36.40	32.96
Less: cash and short-term and long term deposits (Note 11)	8.26	2.74
<b>Net debt</b>	<b>28.14</b>	<b>30.22</b>
Equity share capital (Note 12)	58.18	37.93
Other equity (Note 13)	4.35	26.75
Total capital	<b>62.53</b>	<b>64.68</b>
<b>Capital and net debt</b>	<b>90.67</b>	<b>94.90</b>

Gearing ratio	31%	32%
---------------	-----	-----

In order to achieve this overall objective, the Company's capital management, amongst other things, aims to ensure that it meets financial covenants attached to the interest-bearing loans and borrowings that define capital structure requirements.

